



## Parish & School Snapshots

### Introduction & Creation

The following parish and school snapshots have been created for use by you and your parish leadership as you discuss and discern potential recommendations for adjustments to the draft parish families. The purpose of their creation is to provide your team with some basic, day-to-day information about the parishes and missions in this draft of your parish family, to better guide your discussion around hopes, concerns, and potential improvements.

The information in these snapshots were pulled from a variety of parish-and-school-reported sources, including:

- Parish Annual Reports and Parish Financial Reports
- Annual Mass Census
- The Archdiocese of Seattle Parish Directory
- Office of Catholic School Reports
- Direct Submissions from Parish Teams

Additionally, to assist with correcting any inaccurate information, outreach was made to each parish and mission providing them the information that would be included in these snapshots for review and updating. We want to thank everyone who reached out to provide updates to the information that they found was incorrect, and we have integrated the updates provided. Please note, for those parishes and missions from which we do not have 2021-2022 FY PARs from, the sacramental and household data that you will see is from the most recent year we do have. All financial information was pulled from 2021-2022 FY financial reports, and Mass Counts were pulled from the 2023 May Mass Census unless otherwise noted.

### How to Use the Snapshots

As the pastoral leaders of your parishes, missions, and schools, we suggest you take some time to familiarize yourself with the information in these snapshots. Additionally, we have provided the Partners in the Gospel FAQ for you to review as well. Our goal is to provide you with the information needed to have informed, prayerful discussions about your draft parish families, so we recommend familiarizing yourself with these materials before sharing them with your staff. Before the September public listening period, we will provide another version of these snapshots that is aimed at a lay audience, less familiar with the financial and administrative side of parish life.

If you have any questions about these snapshots or their use, please feel free to email us at [partners@seattlearch.org](mailto:partners@seattlearch.org).

## St. Matthew, Seattle

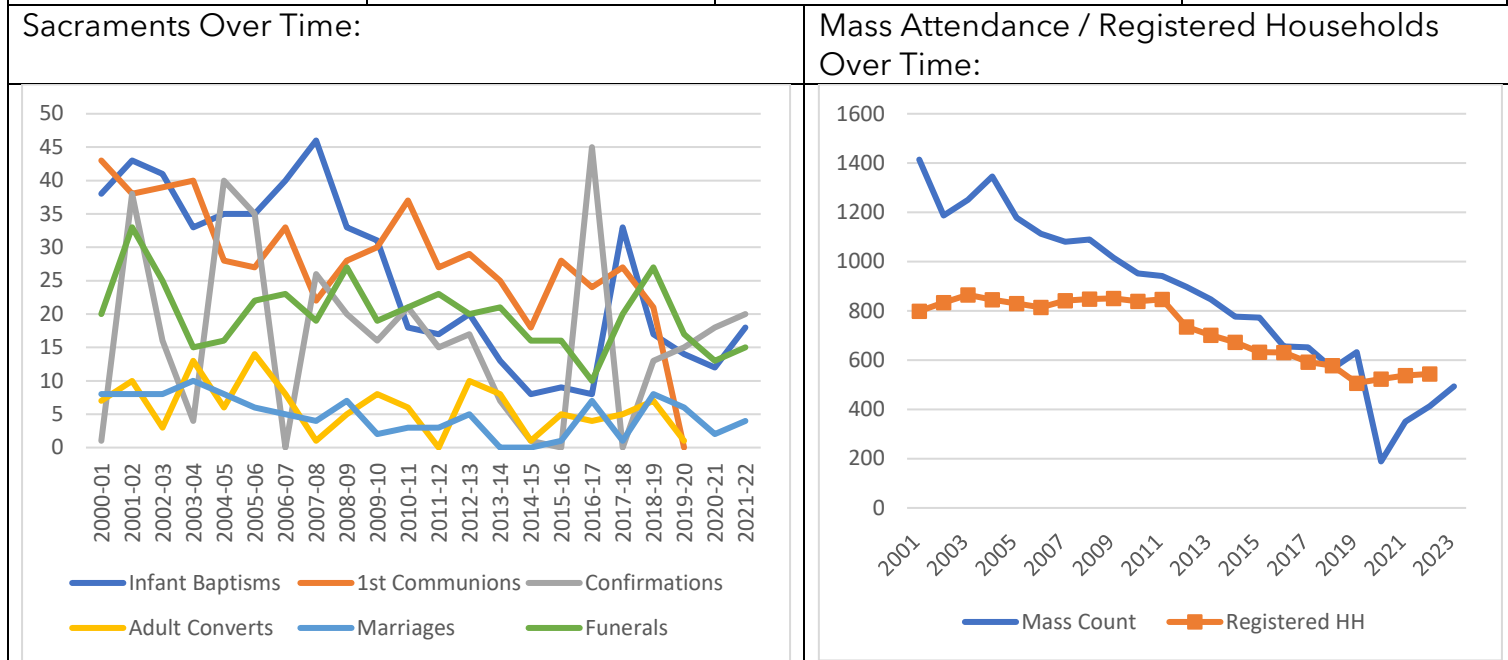
1240 NE 127th St. Seattle, WA 98125-0177  
<http://www.stmatthewseattle.org/>  
 Established\_1954

Weekend Masses: Mass Saturday Vigil - 5 p.m. Sunday - 8 a.m., 10 a.m. Weekdays - 8:45 a.m. M, W, Th, F  
 Saturday - 8:45 a.m. Holy Days - 9 a.m., 7 p.m.  
Confession: Reconciliation Saturday - 4-4:30 p.m.  
Adoration / Other Regular Service: #N/A

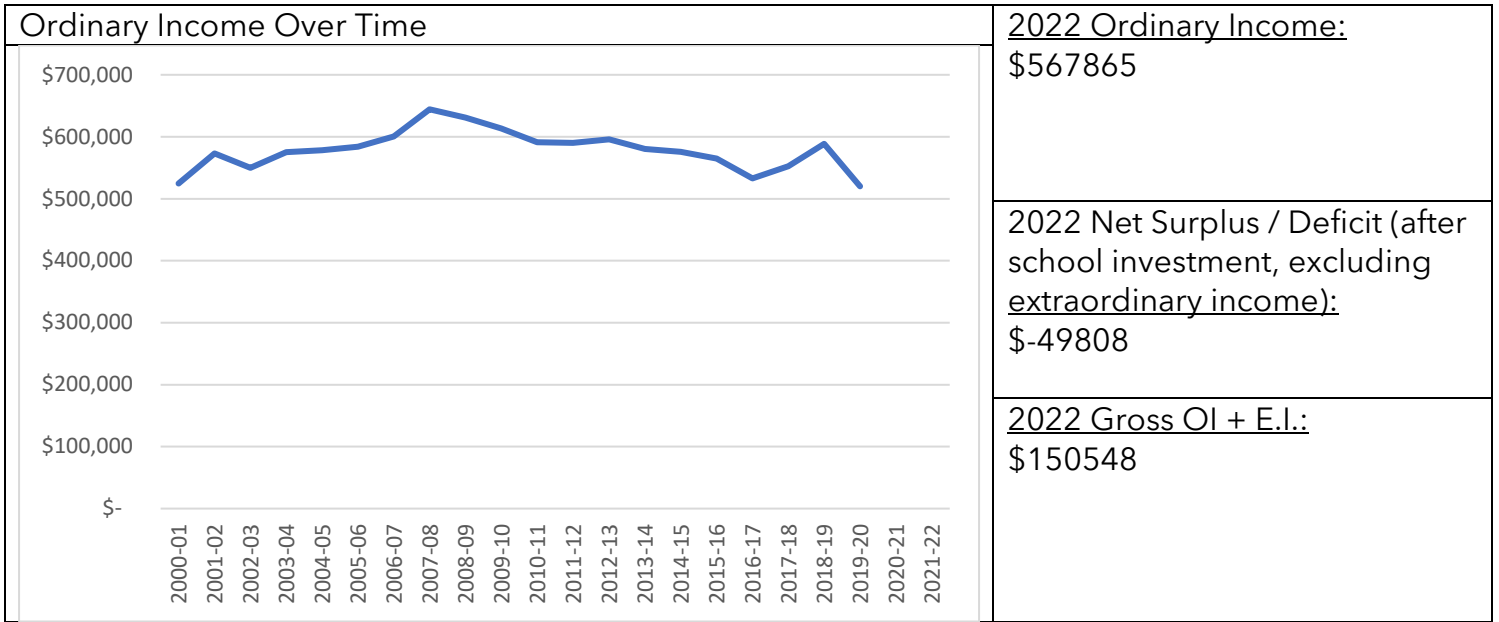


**Major Parish Ministries:** Altar Guild, Bible Study, Choir/Music Ministry, Knights of Columbus, Legion of Mary, RCIA, Rosary Prayer Group, St. Vincent de Paul, Youth Ministry, Other, Honduras Ministry

<u>Registered Households:</u> 544	<u>School: St. Matthew, Seattle Enrollment:</u> 128	<u>May, 2023 Weekend Mass Counts:</u> 494	<u>Per-Mass Capacity:</u> 400
--------------------------------------	--	--	----------------------------------



<p><u>2022 Sacraments:</u>                  Baptisms - 18                  First Communions - 12                  Confirmations - 20                  Marriages - 4                  Funerals - 15</p>	<p><u>Longest Drive Distance Between Family Parishes:</u>                  6.7 miles</p>
--	--



Council / Commission Information:

Pastoral Council Chair	Michael Daly
Finance Council Chair	George Yocum
School Commission Chair	#N/A

<p><u>Building List:</u> Church, Parish Office, School, Portable Classroom #1, Dwelling #1, Portable Classroom #2, Dwelling Garage, Multi, Jr. High Complex, Multiple Dwelling (Lisieux House/Formal Convent)</p>	<p><u>Family Area Demographic Information:</u> 2022 Population: 32204 2027 Est. Population: 33074 Expected 5 Year Change: 2.7 % 2022 Population % Hispanic: 8.3% 2027 Est. Population % Hispanic: 8.7% 2022 Population % Asian: 16.2% 2027 Est. Population % Asian: 15.9% Estimated Population % Catholic: 16.2 %</p>
---	---



# St. Matthew School, Seattle

<http://www.stmattschool.org/>

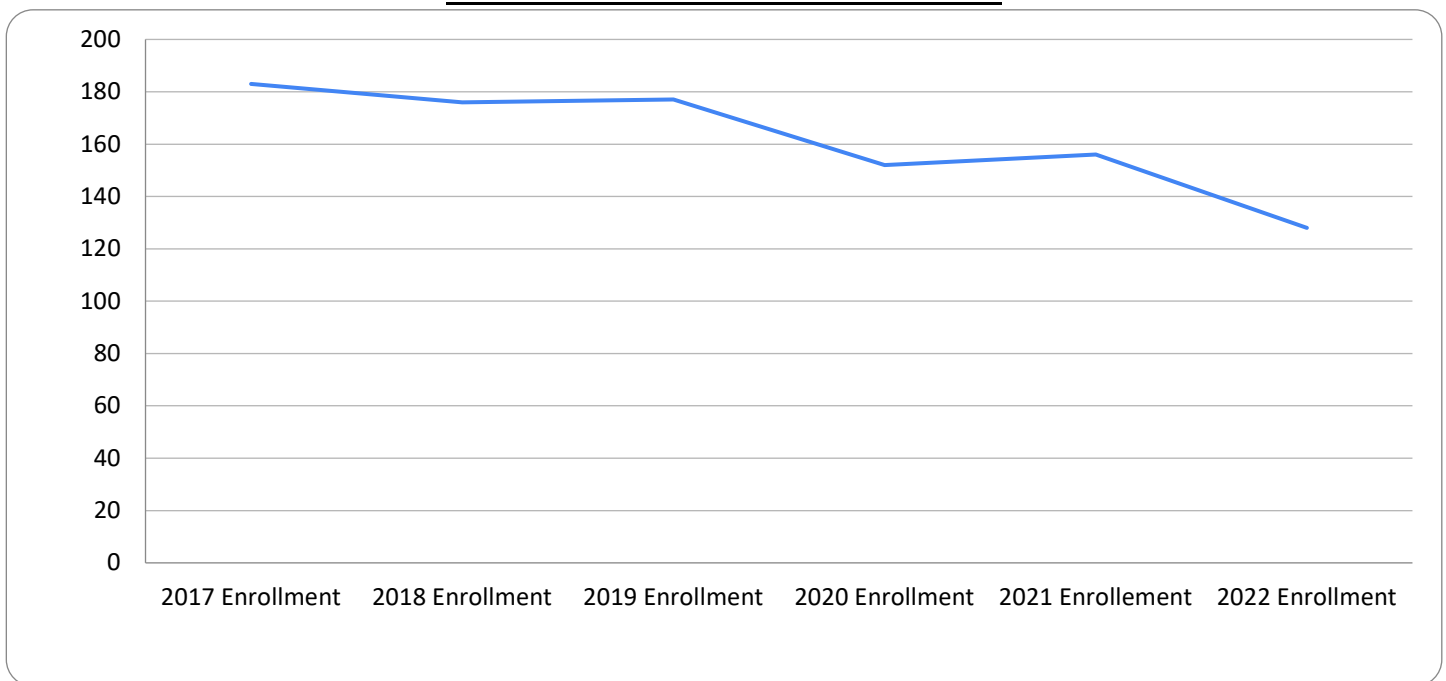
1230 NE 127th St, Seattle, WA 98125



Serving Students from Zip Codes: 98026 ,98028 ,98031 ,98036 ,98043 ,98103 ,98105 ,98108 ,98115 ,98117 ,98125 ,98133 ,98155 ,98177 ,98204 ,98270 ,98275

<u>2022 Enrollment:</u> <b>128</b>	<u>Student Body % Catholic:</u> <b>58%</b>	<u>Student Body % Hispanic:</u> <b>8%</b>
<u>Historical Enrollment</u>	<u>FY 2021-2022 Financials</u>	
2021: 156	<u>Tuition/Fee's/Financial Aid/Scholarships</u> \$1020822	
2020: 152	<u>Parish Support Received</u> \$120000	
2019: 177	<u>All Other Revenues</u> \$250689	
2018: 176	<u>Net Income</u> \$253815	
2017: 183		

Enrollment Trend Over Time



## St. Mark, Shoreline

18033 15th Place NE Shoreline, WA 98155-3813  
<http://www.saintmarkshoreline.org/>  
 Established\_1954

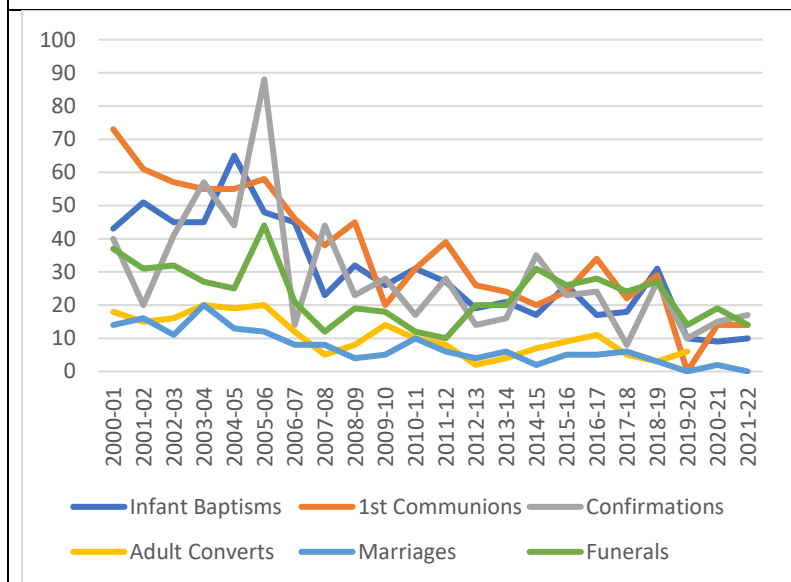
Weekend Masses: Mass Saturday Vigil: 5:00 p.m.  
 Sunday: 8:30 a.m., 10:30 a.m. Mon, Wed, Thu, Fri & Sat: 9:30 a.m. Holy Days: 9:30 a.m. & 6:30 p.m.  
Confession: Reconciliation Wed: 5:00 - 6:00 p.m. Sat: 3:00 - 4:30 p.m. or by appointment  
Adoration / Other Regular Service: #N/A



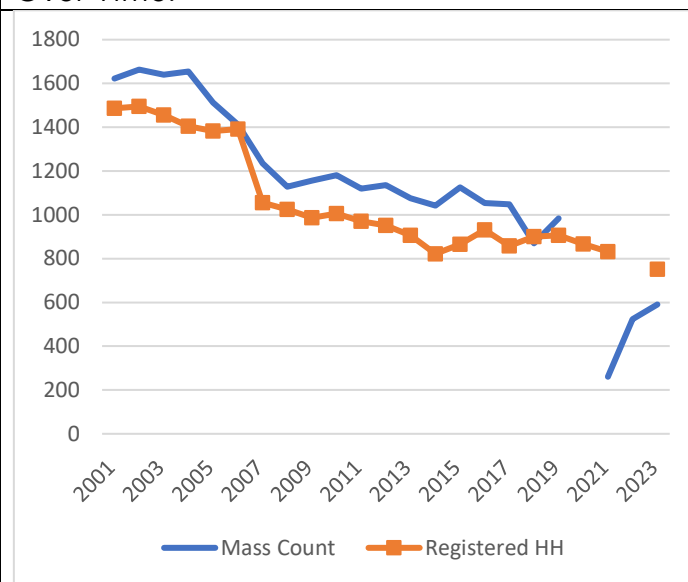
**Major Parish Ministries:** Bible Study, Choir/Music Ministry, Knights of Columbus, Men's Group, RCIA, Rosary Prayer Group, Scouts, St. Vincent de Paul, Women's Group, Young Adult Ministry, Homebound Ministry, Friends of Saint Francis Group, Funeral Reception Committee, Intercessory Prayer Team, Mothers' Group

<u>Registered Households:</u> 751	<u>School: St. Mark Catholic Classical School</u> <u>Enrollment:</u> 96	<u>May. 2023 Weekend Mass Counts:</u> 590	<u>Per-Mass Capacity:</u> 668
--------------------------------------	---	--	----------------------------------

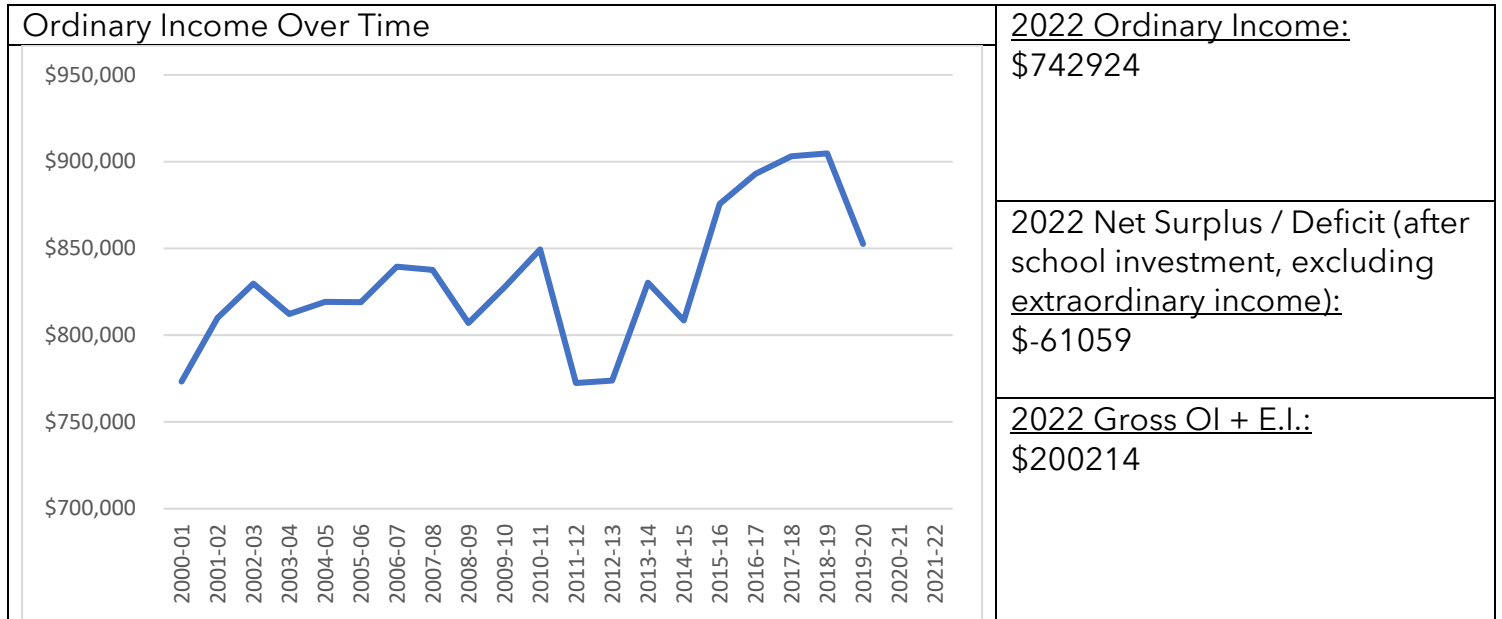
Sacraments Over Time:



Mass Attendance / Registered Households Over Time:



<p><u>2022 Sacraments:</u>                  Baptisms - 10                  First Communion - 14                  Confirmations - 17                  Marriages - 0                  Funerals - 14</p>	<p><u>Longest Drive Distance Between Family Parishes:</u>                  6.7 miles</p>
---	--



Council / Commission Information:

Pastoral Council Chair	Sean Malone
Finance Council Chair	Marcia Yanuss
School Commission Chair	#N/A

<p><u>Building List:</u>                  Church</p>	<p><u>Family Area Demographic Information:</u>                  2022 Population: 36119                  2027 Est. Population: 36163                  Expected 5 Year Change: 0.1%                  2022 Population % Hispanic: 6.9%                  2027 Est. Population % Hispanic: 6.9%                  2022 Population % Asian: 12.8%                  2027 Est. Population % Asian: 13.4%                  Estimated Population % Catholic: 16.5 %</p>
--	--





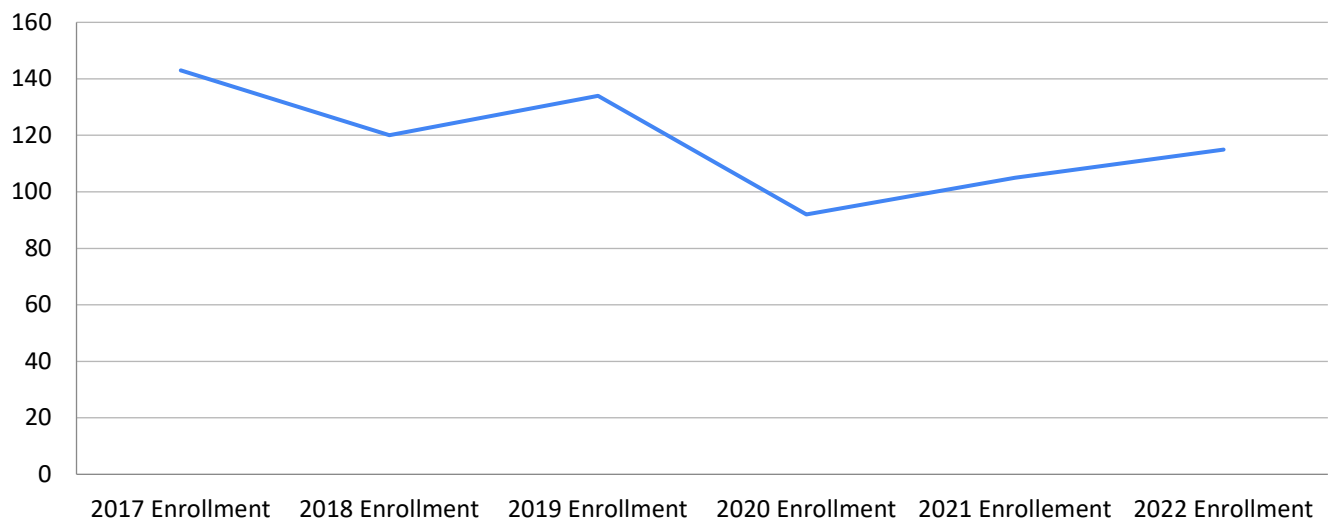
St. Mark School, Shoreline  
<http://www.stmss.org/>  
 18033 15th Pl NE, Shoreline, WA 98155



Serving Students from Zip Codes: 78745 ,98012 ,98020 ,98021 ,98026 ,98026 ,98026 ,98028 ,98036 ,98037 ,98043 ,98087 ,98087 ,98133 ,98155 ,98155 ,98155 ,98155 ,98155 ,98156 ,98177 ,98204 ,98208 ,98275

<u>2022 Enrollment:</u> 115	<u>Student Body % Catholic:</u> 75%	<u>Student Body % Hispanic:</u> 0%
<u>Historical Enrollment</u>	<u>FY 2021-2022 Financials</u>	
2021: 105	<u>Tuition/Fee's/Financial Aid/Scholarships</u> \$580041	
2020: 92	<u>Parish Support Received</u> \$44551	
2019: 134	<u>All Other Revenues</u> \$257266	
2018: 120	<u>Net Income</u> \$-	
2017: 143		

Enrollment Trend Over Time



## St. Pius X, Mountlake Terrace

22209 58th Ave. W Mountlake Terrace, WA 98043-3823

<http://www.stpxparish.com/>

Established 1955

Weekend Masses: English: Mass Saturday Vigil - 5:30 p.m. Sunday - 9 a.m., 11 a.m. Spanish: Sunday - 1 p.m., 6 p.m.

Confession: Reconciliation in English and Spanish Thursday - 5 -6 p.m. Saturday - 4-5 p.m.

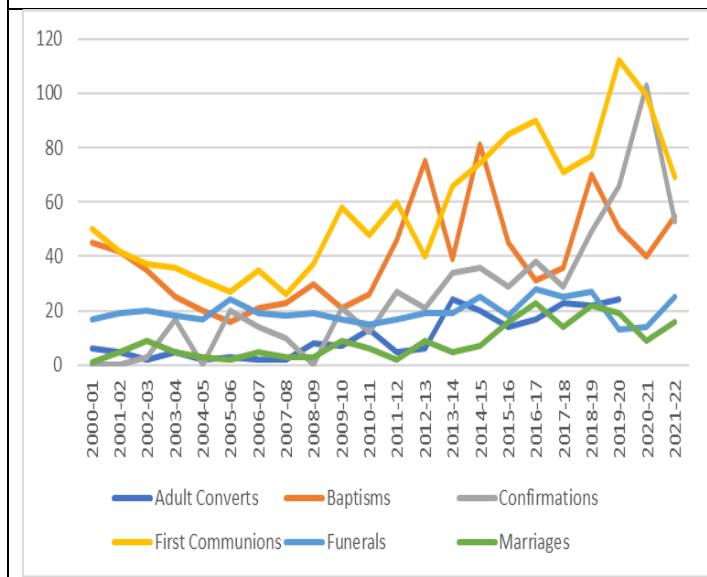
Adoration / Other Regular Service: Adoration of the Blessed Sacrament Perpetual Eucharistic Adoration is available in the Adoration Chapel 24 hours



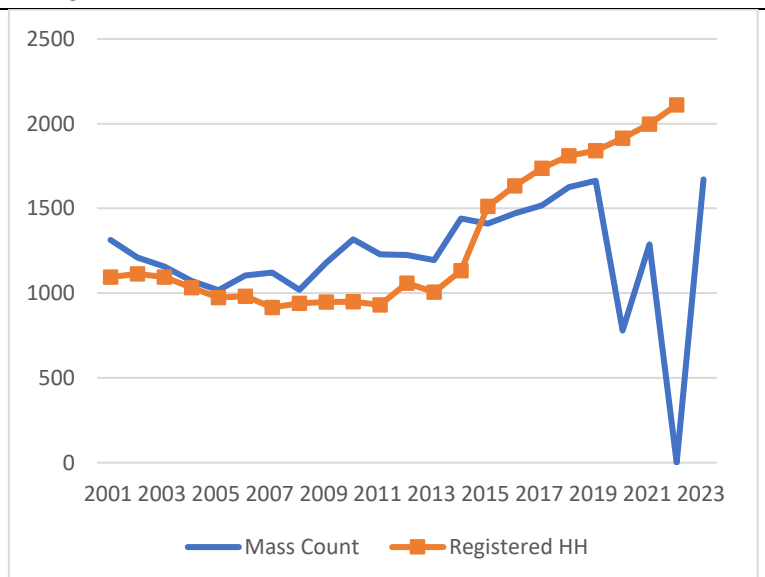
**Major Parish Ministries:** Bible Study, Choir/Music Ministry, Eucharistic Adoration, Grief Ministry, Hispanic Ministry, Knights of Columbus, PREPARES, RCIA, RCIC, Respect Life Ministry, Rosary Prayer Group, Social Justice Ministry, St. Vincent de Paul, Welcome Ministry, Women's Group, Young Adult Ministry, Youth Ministry, BLD of Seattle

<u>Registered Households:</u> 2110	<u>School: St. Pius X, Mountlake Terrace Enrollment:</u> 125	<u>May. 2023 Weekend Mass Counts:</u> 1671	<u>Per-Mass Capacity:</u> 780
---------------------------------------	---	---	----------------------------------

Sacraments Over Time:



Mass Attendance / Registered Households Over Time:



2022 Sacraments:

Baptisms - 55  
 First Communions - 69  
 Confirmations - 53  
 Marriages - 16

Longest Drive Distance Between Family Parishes:

10.6 miles

Funerals - 25

<p><b>Ordinary Income Over Time</b></p>	<p><u>2022 Ordinary Income:</u> \$778525</p>
	<p><u>2022 Net Surplus / Deficit (after school investment, excluding extraordinary income):</u> \$-96851</p>
	<p><u>2022 Gross OI + E.I.:</u> \$80300</p>

Council / Commission Information:

Pastoral Council Chair	#N/A
Finance Council Chair	Steve Francois
School Commission Chair	Ana Montoya-Alm

<p><u>Building List:</u> New Church &amp; Social Hall, CCD / Office, School / Hall / Gym, Convent, Rectory / Garage, Administrative Offices, Shed</p>	<p><u>Family Area Demographic Information:</u> 2022 Population: 71,976 2027 Est. Population: 75,365 Expected 5 Year Change: 4.71% 2022 Population % Hispanic: 11.3% 2027 Est. Population % Hispanic: 11.7% 2022 Population % Asian: 16.2% 2027 Est. Population % Asian: 16.9% Estimated Population % Catholic: 10.8%</p>
---	--

St. Pius X School, Mountlake Terrace  
<http://www.stpx.org/>  
 22105 58th Ave W, Mountlake Terrace, WA  
 98043



Serving Students from Zip Codes: 98012 ,98021 ,98026 ,98028 ,98036 ,98037 ,98037 ,98043 ,98087 ,98103 ,98125 ,98133 ,98155 ,98203 ,98204 ,98208 ,98270 ,98296

<u>2022 Enrollment:</u> <b>125</b>	<u>Student Body % Catholic:</u> <b>74%</b>	<u>Student Body % Hispanic:</u> <b>36%</b>
<u>Historical Enrollment</u>	<u>FY 2021-2022 Financials</u>	
2021: 116	<u>Tuition/Fee's/Financial Aid/Scholarships</u> \$587863	
2020: 119	<u>Parish Support Received</u> \$110000	
2019: 120	<u>All Other Revenues</u> \$164293	
2018: 142	<u>Net Income</u> \$267308	
2017: 153		

Enrollment Trend Over Time

